


**KALPATARU FOOD PROCESSING PRODUCER COMPANY LIMITED**  
**A/P - VINCHURNI, TAL - PHALTAN, DIST - SATARA - 415523**  
**CIN: U01403PN2015PTC156818**  
**Balance Sheet as at 31st March, 2021**

Particulars	Note No.	As on 31/03/2021	As on 31/03/2020
		In Rs	In Rs
<b>I. EQUITY AND LIABILITIES</b>			
<b>(1) Shareholder's Funds</b>			
(a) Share Capital	1	5,00,000	5,00,000.00
(b) Reserves and Surplus	2	6,70,976	6,71,344.00
(c) Money received against share warrants			
<b>(2) Share application money pending allotment</b>			
<b>(3) Non-Current Liabilities</b>			
(a) Long-term borrowings	3	-	-
(b) Deferred tax liabilities (Net)			
(c) Other Long term liabilities			
(d) Long term provisions			
<b>(4) Current Liabilities</b>			
(a) Short-term borrowings			0
(b) Trade payables			20,400.00
(c) Other current liabilities	4	10,000.00	42,157.00
(d) Short-term provisions			52,109.00
<b>Total</b>		<b>11,80,976</b>	<b>12,86,010</b>
<b>II. Assets</b>			
<b>(1) Non-current assets</b>			
(a) Fixed assets			
(i) Tangible assets	5	6,97,977.62	8,65,659.00
(ii) Intangible assets			
(iii) Capital work-in-progress			
(iv) Intangible assets under development			
(b) Non-current investments			
(c) Deferred tax assets (net)			
(d) Long term loans and advances		2,94,754.00	1,34,757.00
(e) Other non-current assets			
(f) Long term deposits			
<b>(2) Current assets</b>			
(a) Current investments			
(b) Inventories			
(c) Trade receivables		70,722.00	1,36,143.00
(d) Cash and cash equivalents	6	1,17,522.00	1,49,451.00
(e) Short-term loans and advances		0	0
(f) Other current assets		0	0
<b>Total</b>		<b>11,80,976</b>	<b>12,86,010</b>

The schedules referred to above and Significant accounting policies and notes to accounts form an integral part of the financial statements.

This is the Balance Sheet referred to in our report of even date.

**For Amrutkar and Brahmankar Co LLP,**  
**Chartered Accountants**

  
**CA Amol Brahmankar**  
**Partner**


M.No. 175849

Place : Nashik, Date : 30/11/2021

**For and on behalf of the Board of**  
**KALPATARU FOOD PROCESSING**  
**PRODUCER COMPANY LIMITED**

**Director**  
**Anil Nimbalkar**

**Director**  
**Satish Nimbalkar**



UDIN - 22175849AAAAEA-  
 9575

**KALPATARU FOOD PROCESSING PRODUCER COMPANY LIMITED**  
**A/P - VINCHURNI, TAL - PHALTAN, DIST - SATARA - 415523**  
**CIN: U01403PN2015PTC156818**

**Statement of Profit and Loss for the Year ended 31-03-2021**

Particulars	Note No	31-03-2021	31-03-2020
		(Rs.)	(Rs.)
I. Revenue from operations	7	13,21,453.00	6,20,190.00
II. Other Income			
<b>III. Total Revenue (I + II)</b>		<b>13,21,453.00</b>	<b>6,20,190.00</b>
<u>IV. Expenses:</u>			
Cost of material consumed			1,25,600.00
Employee benefit expense	8	87,640.00	0.00
Other operating expenses	9	9,95,854.00	2,97,278.00
Administrative Expenses	10	69,702.00	33,540.00
Financial costs	11	944.00	530.00
Depreciation and amortization expense	5	1,67,680.63	1,76,468.00
Other expenses		-	-
<b>Total Expenses</b>		<b>13,21,820.63</b>	<b>6,33,416.00</b>
V. Profit before exceptional and extraordinary items and tax ( III - IV)		-368	-13,226.00
VI. Exceptional Items		0	0
VII. Profit before extraordinary items and tax (V - VI)		-368	-13,226.00
VIII. Extraordinary Items		0	0
IX. Profit before tax (VII - VIII)		-368	-13,226.00
X. Tax expense:			
(1) Current tax		0.00	0.00
(2) Deferred tax		0.00	0.00
XI. Profit(Loss) from the period from continuing operations ( IX - X)		-368	-13,226
XII. Profit/(Loss) from discontinuing operations			
XIII. Tax expense of discounting operations			
XIV. Profit/(Loss) from Discontinuing operations (XII - XIII)			
XV. Profit/(Loss) for the period (XI + XIV)		-368	-13,226.00
XVI. Earning per equity share:			
(1) Basic			0.05
(2) Diluted			0.05

**Summary of Significant Accounting Policies**

The accompanying Notes are an Integral Part of the Financial Statements

**AS PER OUR REPORT OF EVEN DATE**  
**For Amrutkar and Brahmankar Co LLP,**  
**Chartered Accountants**

**CA Amol Brahmankar**  
**Partner**  
**M.No. 175849**

**Place : Nashik, Date :30/11/2021**

**For and On behalf of the board.**  
**KALPATARU FOOD PROCESSING**  
**PRODUCER COMPANY LIMITED**

**Director**  
**Anil Nimbalkar**

**Director**  
**Satish Nimbalkar**



**NOTE NUMBERS TO BALANCE SHEET**

**NOTE NO 1 : CAPITAL ACCOUNTS**

S.NO.	Particulars	As on	As on
		31/03/2021	31/03/2020
		Amount in Rs.	Amount in Rs.
	Share Capital ( For each class of capital )		
	(a) Authorised	5,00,000.00	5,00,000.00
	(b) Issued	-	-
	(c) Subscribed & Fully Paid Up	5,00,000.00	5,00,000.00
	(d) Subscribed & not fully paid up	-	-
	(e) Par value per share Rs. 10		
	<b>TOTAL</b>	<b>5,00,000.00</b>	<b>5,00,000.00</b>

**NOTE NO 2 : Reserves And Surplus**

S.NO.	Particulars	As on	As on
		31/03/2021	31/03/2020
		Amount in Rs.	Amount in Rs.
	Opening Balance	6,71,344.00	6,84,570.00
	Add: Current Year Profit/(Loss)	(368.00)	(13226.00)
	Government grant	0.00	
	<b>TOTAL</b>	<b>670976.00</b>	<b>671344.00</b>

**NOTE NO. 3 : LONG TERM BARROWINGS**

S.No.	Particulars	As on	As on
		31/03/2021	31/03/2020
		Amount in Rs.	Amount in Rs.
1	Unsecured Loan from Directors	0.00	0.00
2	Unsecured loan	0.00	0.00
	<b>Total</b>	<b>0.00</b>	<b>0.00</b>




**NOTE NO. 4 : OTHER CURRENT LIABILITY**

S. No.	Particulars	As on 31/03/2021	As on 31/03/2020
		Amount in Rs.	Amount in Rs.
I	Income Received in advance	0.00	20,400.00
	Other Payable	10,000.00	42,175.00
	<b>TOTAL</b>	<b>10,000.00</b>	<b>62,575.00</b>

**NOTE NO.6: CASH AND BANK BALANCES**

S. No.	Particulars	As on 31/03/2021	As on 31/03/2020
		Amount in Rs.	Amount in Rs.
I	Cash and cash equivalents :		
	a) Balances with banks :		
	1) On Current Accounts	14,932.00	1,37,084.00
	2) Margin Money		
	3) Bank deposits with more than 12 months maturity		
	3) Un Paid Dividend Account		
	b) Cheques, Draft on hand		
	c) Cash on hand	1,02,590.00	12,367.00
	d) Others		
	<b>TOTAL</b>	<b>1,17,522.00</b>	<b>1,49,451.00</b>



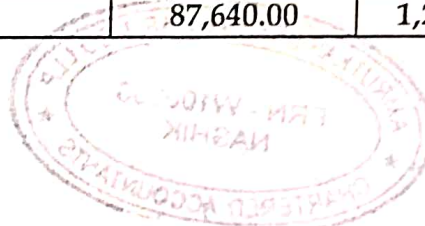
**NOTE NUMBERS TO STATEMENT OF PROFIT & LOSS**

**NOTE NO. 7 : REVENUE FROM OPERATIONS**

S. No.	Particulars	Year Ended 31st March 2021	Year Ended 31st March 2020
		Amount in Rs.	Amount in Rs.
(i)	Revenue from operations		
	(a) Sale of Goods	13,21,453.00	
	(i)Export Services	0.00	0.00
	(ii)Domestic Services	0.00	6,20,190.00
	<b>TOTAL</b>	<b>13,21,453.00</b>	<b>6,20,190.00</b>

**NOTE NO.8 : EMPLOYEE BENEFIT EXPENSES**

S. No.	Particulars	Year Ended 31st March 2021	Year Ended 31st March 2020
		Amount in Rs.	Amount in Rs.
	Salaries	55,640.00	1,25,600.00
	Staff Welfare	32,000.00	0.00
	Others	0.00	
	<b>TOTAL</b>	<b>87,640.00</b>	<b>1,25,600.00</b>



**NOTE NO. 9 : OPERATING EXPENSES**

S. No.	Particulars	Year Ended 31st March 2021	Year Ended 31st March 2020
		Amount in Rs.	Amount in Rs.
I	(a) Purchase	9,12,640.00	2,89,078.00
	(a) Change in Inventory		0.00
	(a) Depreciation		0.00
	(a) other expenses	0	1,200.00
	(b) Statutory Audit Fee	70,000.00	5,000.00
	(c) Bank Charges		
	(d) Travelling Expenditure	13,214.00	2,000.00
	<b>TOTAL</b>	<b>9,95,854.00</b>	<b>2,97,278.00</b>





**NOTE NO. 10: ADMINISTRATIVE EXPENSES**

S. No.	Particulars	Year Ended 31st March 2021	Year Ended 31st March 2020
		Amount in Rs.	Amount in Rs.
I	(a) Telephone, Postage and Others	3,215.00	0.00
	(b) Office Expenses	66,487.00	33,540.00
	<b>TOTAL</b>	<b>69,702.00</b>	<b>33,540.00</b>

**NOTE NO. 11 : FINANCE COST**

S. No.	Particulars	Year Ended 31st March 2021	Year Ended 31st March 2020
		Amount in Rs.	Amount in Rs.
I	(a) Interest Expenses :		
	- Interest on Business Loan	0.00	0.00
	- Bank Charges	944.00	530.00
	<b>Total Finance Cost</b>	<b>944.00</b>	<b>530.00</b>



Note Number : 5

FIXED ASSETS AS ON 31st MARCH, 2021

Tangible Assets

Sl. No.	Particulars	Gross Block						Rate of Depreciation	Depreciation/Amortization				Net Block as on 31.03.2021
		As on 01.04.2020	Additions during the year	Additions through Business acquisitions	Capitalised during the year	Sale/ Deletions during the year	As on 31.03.2021		Dep. As on 01.04.2021	Dep. For the year 2020-2021	Impairment Loss/ Reversal of Impairment Loss for the Year	Total Depreciation	
1	COMPUTER	1,862.00	0				1862	60.00%		1117.55		1117.55	744.45
2	BUILDING	2,21,470	0.00				221470.25	10.00%		22146.98		22146.98	1,99,323.28
3	MACHINERY	1,75,661	0				175661	15.00%		26349.10		26349.10	1,49,311.90
4	MACHINERY	4,66,665	0				466665.00	20.00%		118067.00		118067.00	3,48,598.00
	<b>TOTAL</b>	<b>8,65,658</b>	<b>0</b>	<b>0</b>	<b>0</b>	<b>0</b>	<b>8,65,658</b>		<b>0</b>	<b>1,67,681</b>	<b>0</b>	<b>1,67,681</b>	<b>6,97,978</b>

